













RHYTHM SYMBOL MATCHING

Name: _____ Date: _____













Draw a line from the rhythm symbol to its correct name.

	Half note
	Whole rest
	Eighth note
	Quarter note
	Half rest
	Quarter rest
	Sixteenth notes
	Whole note
	Dotted quarter note
	Sixteenth note
	Eighth rest
	Eighth notes

RHYTHM SYMBOL MATCHING

ANSWERS












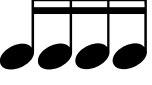
Draw a line from the rhythm symbol to its correct name.

	Half note
	Whole rest
	Eighth note
	Quarter note
	Half rest
	Quarter rest
	Sixteenth notes
	Whole note
	Dotted quarter note
	Sixteenth note
	Eighth rest
	Eighth notes

RHYTHM SYMBOL MATCHING

Name: _____ Date: _____













Draw a line from the rhythm symbol to its correct name.

	Minim
	Semibreve rest
	Quaver
	Crotchet
	Minim rest
	Crotchet rest
	Set of semiquavers
	Semibreve
	Dotted crotchet
	Semiquaver note
	Quaver rest
	Set of quavers

RHYTHM SYMBOL MATCHING

Name: _____ Date: _____

Draw a line from the rhythm symbol to its correct name.

	Minim
	Semibreve rest
	Quaver
	Crotchet
	Minim rest
	Crotchet rest
	Set of semiquavers
	Semibreve
	Dotted crotchet
	Semiquaver note
	Quaver rest
	Set of quavers

[CLICK](#) on Dizzy and he'll show you **MORE** music education resources!



Kim Maloney,
MusicTeacherResources

JOIN THE MTR FREE RESOURCE LIBRARY

JOIN THE MTR MEMBERSHIP

[SIGN UP](#) and become a member of the **MTR Email Club** to gain exclusive access to **FREEBIES!**




TERMS OF USE / COPYRIGHT

By purchasing and/or downloading this electronic file, you agree to the terms of use stated below. For **personal** and **single-classroom use only**. If you are a traveling teacher and have more than one classroom, you may use it for each of your classrooms. No part of this file may be posted online, copied, or sold without the direct permission of the author. Violations are subject to penalties. If you would like to share this resource with friends, go back to [Teachers Pay Teachers](#) and purchase additional licenses.

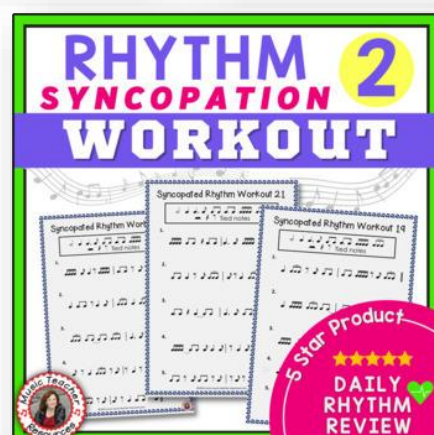
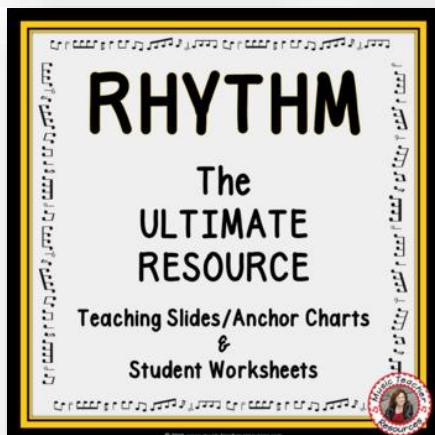
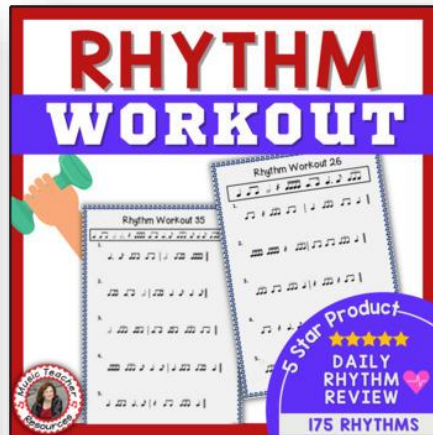
CLIP ART & FONTS

STAY CONNECTED



Do your students need more rhythm practice?

Check them out by **CLICKING** on the image below, or visit my store **HERE**.



To preview and wish list more **RHYTHM** products

Click Here

